


NEHRU COLLEGE OF ENGINEERING AND RESEARCH CENTRE, KERALA
BALANCE SHEET

Particulars	Schedule	As at	
		31.3.2025	31.3.2024
		₹	₹
1 SOURCE OF FUNDS			
[1] NPO FUND			
(a) Capital	1	1,12,40,84,730	1,10,56,45,856
[2] CURRENT LIABILITIES			
(a) Payables	2	61,20,005	29,86,479
(b) Other Liabilities	3	1,66,34,879	1,34,54,976
(c) Short term provisions	4	59,01,531	50,90,399
		2,86,56,415	2,15,31,854
Total		1,15,27,41,145	1,12,71,77,710
2 APPLICATION OF FUNDS			
[1] NON CURRENT ASSETS			
(a) Property plant and equipments and intangible assets	5	10,64,21,461	9,50,83,143
(b) Other non current assets	6	35,06,383	33,48,530
		10,99,27,844	9,84,31,673
[2] TRUST ACCOUNT		1,02,12,92,669	1,00,77,35,446
[3] CURRENT ASSETS			
(a) Recievables	7	98,63,498	1,09,29,050
(b) Cash & Bank Balances	8	1,03,73,570	87,76,903
(c) Deposits, Loans and Advances	9	12,83,565	13,04,637
		2,15,20,633	2,10,10,591
Total		1,15,27,41,145	1,12,71,77,710

As per our report of even date annexed
For Bindu Suresh Kumar & Associates
Chartered Accountants

For and on behalf of the Trust


E. Sureshkumar
Partner M.No: 055395


Managing Trustee


Trustee


Place: Coimbatore
Date : 23.06.2025

NEHRU COLLEGE OF ENGINEERING AND RESEARCH CENTRE, KERALA
INCOME & EXPENDITURE ACCOUNT


Particulars		Schedule	Year ended	
			31.3.2025	31.3.2024
			₹	₹
INCOME				
(a)	Fees Received		14,32,42,259	11,16,86,308
(b)	Other Income	10	1,96,73,237	1,79,31,471
(c)	Interest Received		4,06,398	2,33,689
A	Total Income (a to c)		16,33,21,894	12,98,51,468
EXPENSES				
(a)	Employees Benefits	11	6,35,61,963	5,72,13,341
(b)	Students Welfare	12	3,76,22,130	2,57,82,015
(c)	Repairs & Maintenance	13	1,02,47,600	86,10,775
(d)	Advertisement		29,02,214	27,91,590
(e)	Printing and Stationery		21,74,801	19,71,466
(f)	Power and Fuel	14	34,33,824	30,29,129
(g)	Application and Affiliation Fees	15	25,00,201	18,89,766
(h)	Communication Expenses		20,30,092	19,25,967
(i)	Subscription and Periodicals		15,18,008	12,30,092
(j)	General Expenses	16	64,88,260	46,39,444
(k)	Interest and Bank Charges	17	11,456	11,819
(l)	Depreciation		1,23,92,470	1,14,22,522
B	Total Expenditure (a to l)		14,48,83,019	12,05,17,926
EXCESS OF INCOME OVER EXPENDITURE(A-B)			1,84,38,875	93,33,543


As per our report of even date annexed
For Bindu Suresh Kumar & Associates
Chartered Accountants

For and on behalf of the Trust



E.Sureshkumar
Partner M.No: 055395


Managing Trustee


Trustee

Place: Coimbatore
Date : 23.06.2025

NEHRU COLLEGE OF ENGINEERING AND RESEARCH CENTRE, KERALA				
SCHEDULES ANNEXED TO BALANCE SHEET				
Particulars			As at	
			31.3.2025	31.3.2024
			₹	₹
Schedule - 1				
CAPITAL				
(a)	Opening balance		1,10,56,45,856	1,09,63,12,313
	Less: Excess of Income over Expenditure		1,84,38,875	93,33,543
	Total		1,12,40,84,730	1,10,56,45,856
Schedule - 2				
(a)	PAYABLES			-
(a)	Creditors for Assets		30,21,897	5,08,955
(b)	Creditors for General Expenses		2,39,317	1,50,376
(c)	Creditors for Printing & Stationery		2,28,515	1,08,359
(d)	Creditors for Repair & Maintanances		14,18,039	7,55,482
(e)	Creditors for Students Welfare		11,98,047	14,47,785
(f)	Creditors for Subscription & Periodicals		14,190	15,522
	Total		61,20,005	29,86,479
Schedule - 3				
OTHER LIABILITIES				
(a)	Caution Deposit		1,30,91,630	1,12,49,630
(b)	EMD & Retention		1,52,950	22,800
(c)	Other Liabilities		32,80,299	20,72,546
(d)	Canteen Deposit		1,10,000	1,10,000
	Total		1,66,34,879	1,34,54,976
Schedule - 4				
SHORT TERM PROVISIONS				
Expenses Payable				
(a)	Salary Payable		49,75,234	42,18,025
(b)	EPF Contribution Payable		2,55,380	2,85,177
(c)	ESI Contribution Payable		41,039	48,473
(d)	Electricity Payable		6,29,878	5,38,724
	Total		59,01,531	50,90,399
Schedule - 5				
PROPERTY PLANT AND EQUIPMENTS				
(a)	Gross Block		11,88,13,931	10,65,05,665
	Less : Depreciation		1,23,92,470	1,14,22,522
	Total		10,64,21,461	9,50,83,143

NEHRU COLLEGE OF ENGINEERING AND RESEARCH CENTRE											
SCHEDULE - 5 - PROPERTY PLANT AND EQUIPMENTS AS ON 31.03.2025											
SL NO	ASSETS	WDV AS ON	ADDITIONS		DEDUCTIONS	TOTAL	RATE	DEPRECIATION			WDV AS ON
		31.3.2024	UPTO OCT 3	AFTER OCT 3				UPTO OCT 3	AFTER OCT 3	TOTAL	31.3.2025
1	LAND	38,67,480	-	-	-	38,67,480	0%	-	-	-	38,67,480
	TOTAL [A]	38,67,480	-	-	-	38,67,480	0%	-	-	-	38,67,480
2	BUILDINGS										
	BUILDING-NCERC	3,68,14,532	3,90,000	16,09,550	-	3,88,14,082	10%	37,20,453	80,478	38,00,931	3,50,13,151
	BUILDING-NCERC-G.H	58,56,871	-	1,29,38,878	-	1,87,95,749	10%	5,85,687	6,46,944	12,32,631	1,75,63,118
	ROAD	5,27,599	-	-	-	5,27,599	10%	52,760	-	52,760	4,74,839
	TOTAL [B]	4,31,99,002	3,90,000	1,45,48,428	-	5,81,37,430		43,58,900	7,27,422	50,86,322	5,30,51,108
3	AIR CONDITIONER	23,30,067	5,16,262	1,61,451	-	30,07,780	10%	2,84,633	8,073	2,92,706	27,15,074
4	BIOGAS PLANT	1,86,830	-	-	-	1,86,830	10%	18,683	-	18,683	1,68,147
5	CAMERA/CCTV SYSTEMS	22,79,827	2,45,445	1,25,928	-	26,51,200	10%	2,52,527	6,296	2,58,823	23,92,377
6	CASH COUNTING MACHINE	36,081	-	-	-	36,081	10%	3,608	-	3,608	32,473
7	ELECTRICAL FITTINGS	17,76,741	39,539	13,43,608	-	31,59,888	10%	1,81,628	67,180	2,48,808	29,11,080
8	EPABX	10,57,709	-	-	-	10,57,709	10%	1,05,771	-	1,05,771	9,51,938
9	FIRE AND SAFETY EQUIPMENTS	6,27,534	-	-	-	6,27,534	10%	62,753	-	62,753	5,64,781
10	FURNITURE	84,94,821	2,79,339	8,72,456	-	96,46,616	10%	8,77,416	43,623	9,21,039	87,25,577
11	GAS FITTING	35,417	-	-	-	35,417	10%	3,542	-	3,542	31,875
12	LAB EQUIPMENTS	38,89,271	-	-	-	38,89,271	10%	3,88,927	-	3,88,927	35,00,344
13	LIBRARY BOOKS	77,08,294	-	1,19,885	-	78,28,179	10%	7,70,829	5,994	7,76,823	70,51,356
14	LIFT SYSTEM	1,55,120	-	-	-	1,55,120	10%	15,512	-	15,512	1,39,608
15	LCD PROJECTOR	27,72,801	-	-	-	27,72,801	10%	2,77,280	-	2,77,280	24,95,521
16	OFFICE EQUIPMENTS	11,37,210	1,37,350	27,150	-	13,01,710	10%	1,27,456	1,358	1,28,814	11,72,896
17	PA SYSTEMS	4,11,349	-	2,64,720	-	6,76,069	10%	41,135	13,236	54,371	6,21,698
18	SPORTS ITEM	-	-	43,935	-	43,935	10%	-	2,197	2,197	41,738
19	TRANSFORMER	94,431	-	-	-	94,431	10%	9,443	-	9,443	84,988
20	TV(LCD)	1,87,840	-	85,800	-	2,73,640	10%	18,784	4,290	23,074	2,50,566
21	WATER COOLER	5,01,560	-	-	-	5,01,560	10%	50,156	-	50,156	4,51,404
22	WATER PURIFIERS	1,32,538	-	-	-	1,32,538	10%	13,254	-	13,254	1,19,284
23	XEROX MACHINE	4,04,265	91,999	2,00,000	-	6,96,264	10%	49,626	10,000	59,626	6,36,638
24	WATER TREATMENT PLANT	29,91,162	-	-	-	29,91,162	10%	2,99,116	-	2,99,116	26,92,046
	TOTAL [C]	3,72,10,868	13,09,934	32,44,933	-	4,17,65,735		38,52,079	1,62,247	40,14,326	3,77,51,409
25	GENERATOR	3,74,709	-	-	-	3,74,709	15%	56,206	-	56,206	3,18,503
26	MACHINERY AND TOOLS	4,34,795	-	-	-	4,34,795	15%	65,219	-	65,219	3,69,576
27	MOTOR VEHICLE	55,88,607	-	9,24,713	55,000	64,58,320	15%	8,30,041	69,353	8,99,394	55,58,926
28	PRINTER	4,09,987	3,92,224	13,200	-	8,15,411	15%	1,20,332	990	1,21,322	6,94,089
29	UPS	5,31,323	33,453	-	-	5,64,776	15%	84,716	-	84,716	4,80,060
30	ROBOT	-	-	6,00,000	-	6,00,000	15%	-	45,000	45,000	5,55,000
	TOTAL [D]	73,39,421	4,25,677	15,37,913	55,000	92,48,011		11,56,514	1,15,343	12,71,857	79,76,154
31	COMPUTER	30,88,772	6,38,175	14,90,728	-	52,17,675	40%	14,90,779	2,98,146	17,88,925	34,28,750
32	SOFTWARE	3,77,600	2,00,000	-	-	5,77,600	40%	2,31,040	-	2,31,040	3,46,560
	TOTAL [E]	34,66,372	8,38,175	14,90,728	-	57,95,275		17,21,819	2,98,146	20,19,965	37,75,310
	TOTAL [A TO E]	9,50,83,143	29,63,786	2,08,22,002	55,000	11,88,13,931		1,10,89,312	13,03,158	1,23,92,470	10,64,21,461

NEHRU COLLEGE OF ENGINEERING AND RESEARCH CENTRE, KERALA
SCHEDULES ANNEXED TO BALANCE SHEET

Particulars			As at	
			31.3.2025	31.3.2024
			₹	₹
<u>Schedule - 6</u>				
<u>OTHER NON CURRENT ASSETS</u>				
(a)	Gas Deposit		4,000	4,000
(b)	Electricity/ HT Deposit		8,68,490	8,36,530
(c)	Security Deposit[HDFC FDR KTU]		26,25,893	25,00,000
(d)	Security Deposit (Southern Agency)		8,000	8,000
			35,06,383	33,48,530
<u>Schedule - 7</u>				
<u>RECIEVABLES</u>				
(a)	Fees Receivable		97,60,728	1,08,69,531
(b)	Technical Service Recievable		65,650	22,400
(c)	Rent Receivable		37,120	37,120
	Total		98,63,498	1,09,29,050
<u>Schedule - 8</u>				
<u>CASH & BANK BALANCES</u>				
(a)	Cash in Hand		21,26,529	4,59,665
	<u>In Savings Account</u>			
(b)	CSB Pampady		71,421	69,941
(c)	HDFC Bank-77820		18,46,305	23,10,472
(d)	HDFC Bank-71961-EDC		1,74,345	1,69,339
(e)	Axis Bank-69980		18,81,281	-
(f)	Axis Bank-34946		39,71,194	41,13,112
(g)	HDFC Bank -82231(IEEE Student)		67,053	8,452
(h)	HDFC Bank -7886(NCERC MODROB)		5,619	5,572
(i)	HDFC Bank -3062(NCERC ARTS)		54,545	53,060
(j)	HDFC Bank -86476(NCERC Sports)		29,783	4,411
	<u>In Current Account</u>			
(k)	State Bank Of India-Ottapalam,NSS		14,813	12,831
(l)	State Bank Of India-Ottapalam[Sc/Oec]		1,30,684	15,70,051
	Total		1,03,73,570	87,76,903
<u>Schedule - 9</u>				
<u>DEPOSITS, LOANS AND ADVANCES</u>				
(a)	Prepaid Expenses		7,61,483	9,30,648
(b)	Salary Advance		84,000	84,780
(c)	NSS Account		5,161	14,441
(d)	Advance to Creditors		4,32,921	2,74,768
	Total		12,83,565	13,04,637

NEHRU COLLEGE OF ENGINEERING AND RESEARCH CENTRE, KERALA				
SCHEDULES ANNEXED TO INCOME & EXPENDITURE				
Particulars			Year ended	
			31.3.2025	31.3.2024
			₹₹	₹₹
<u>Schedule - 10</u>				
	<u>OTHER INCOME</u>			
(a)	Hostel Fee		71,86,879	62,55,215
(b)	Bus Fee		1,15,92,688	1,11,91,173
(c)	Technical Service		4,67,669	59,083
(d)	Rent		4,26,000	4,26,000
		Total	1,96,73,237	1,79,31,471
<u>Schedule - 11</u>				
	<u>EMPLOYEES BENEFITS</u>			
(a)	Salary		5,96,05,235	5,31,32,983
(b)	EPF Contribution		16,17,707	15,59,633
(c)	ESI Contribution		4,28,352	4,42,890
(d)	Gratuity		16,31,774	17,73,810
(e)	Staff welfare Expenses		2,78,895	3,04,025
		Total	6,35,61,963	5,72,13,341
<u>Schedule - 12</u>				
	<u>STUDENTS WELFARE</u>			
(a)	Seminars and Festival Expenses		3,06,466	3,40,113
(b)	Placement Expenses		85,959	1,54,393
(c)	Students Transportation		87,73,329	82,92,594
(d)	Merit Scholarship A/c		1,73,63,400	84,32,000
(e)	Mess Expenses		61,26,902	47,70,240
(f)	Other Welfare Expenses		36,60,935	31,34,806
(g)	Sports Expenses		1,18,392	1,08,939
(h)	Training Programme		10,42,000	4,54,000
(i)	Student Insurance		1,44,747	94,930
		Total	3,76,22,130	2,57,82,015

NEHRU COLLEGE OF ENGINEERING AND RESEARCH CENTRE, KERALA					
SCHEDULES ANNEXED TO INCOME & EXPENDITURE					
Particulars				Year ended	
				31.3.2025	31.3.2024
				₹	₹
Schedule - 13					
<u>REPAIRS AND MAINTENANCE</u>					
(a)	AMC Charges			6,07,436	3,91,588
(b)	Garden Maintenance			15,53,749	11,90,189
(c)	Generator Maintenance			70,722	94,262
(d)	House Keeping			28,40,747	23,98,690
(e)	Vehicle Maintenance			6,31,885	6,86,507
(f)	Computer Maintenance			6,44,376	3,37,849
(g)	Building Maintenance			29,56,083	25,61,778
(h)	Water Expenses			40,564	24,230
(i)	Electrical Maintenance			5,09,615	7,54,897
(j)	STP Maintenance			3,770	3,402
(k)	Machinery Maintenance			3,88,653	1,67,383
	Total			1,02,47,600	86,10,775
Schedule - 14					
<u>POWER AND FUEL</u>					
(a)	Electricity / HT Charges			30,57,172	27,25,239
(b)	Generator Fuel Expenses			3,76,652	3,03,890
	Total			34,33,824	30,29,129
Schedule - 15					
<u>APPLICATION AND AFFILIATION FEE</u>					
(a)	University Affiliation Fee			19,63,535	15,18,880
(b)	AICTE Fee			2,41,666	2,79,000
(c)	Registration & Member ship Fees			2,95,000	91,886
	Total			25,00,201	18,89,766

NEHRU COLLEGE OF ENGINEERING AND RESEARCH CENTRE, KERALA				
SCHEDULES ANNEXED TO INCOME & EXPENDITURE				
Particulars			Year ended	
			31.3.2025	31.3.2024
			₹	₹
Schedule - 16				
	<u>GENERAL EXPENSES</u>			
(a)	Office and Other Expenses		18,15,854	7,32,382
(b)	Travelling and Conveyance		6,56,509	7,47,952
(c)	Security Charges		18,18,469	17,92,222
(d)	Consultancy Charges		8,20,790	1,95,000
(e)	Charity and Donation		42,000	73,000
(f)	Insurance Paid		6,43,595	5,82,414
(g)	Rent paid		3,37,364	2,95,114
(h)	Lab & Consumables		65,297	62,211
(i)	Rates and Taxes		1,59,922	1,34,159
(j)	ISO Expenses		84,960	17,700
(k)	Other Interest		-	290
(l)	NAAC /NBA Accreditation Expenses		-	7,000
(m)	Accrediation Expenses		43,500	-
	Total		64,88,260	46,39,444
Schedule - 17				
	<u>INTEREST AND BANK CHARGES</u>			
(a)	Bank Charges		11,456	11,819
	Total		11,456	11,819